



Test Report issued under the responsibility of:



**TEST REPORT**  
**IEC 62471**  
**Photobiological safety of lamps and lamp systems**

**Report Reference No.** .....: E324690-4790061059-1 Amendment 1  
**Date of issue** .....: 2021-10-15  
**Total number of pages** .....: 17

**Name of Testing Laboratory preparing the Report**.....: Underwriters Laboratories Taiwan Co., Ltd /  
260 Da-Yeh Road TW-112 Peitou Taipei City, Chinese Taipei

**Applicant's name** .....: VIVOTEK INC  
**Address** .....: 6F, No.192, Lien-Cheng Rd., Chung-Ho, New Taipei City, 235,  
Taiwan, R.O.C.

**Test specification:**

**Standard** .....: IEC 62471:2006  
**Test procedure**.....: CB  
**Non-standard test method**.....: N/A

**Test Report Form No.** .....: IEC62471B  
**TRF Originator** .....: VDE Testing and Certification Institute  
**Master TRF** .....: Dated 2018-08-16

**Copyright © 2018 IEC System for Conformity Testing and Certification of Electrical Equipment (IECEE), Geneva, Switzerland. All rights reserved.**




This publication may be reproduced in whole or in part for non-commercial purposes as long as the IECEE is acknowledged as copyright owner and source of the material. IECEE takes no responsibility for and will not assume liability for damages resulting from the reader's interpretation of the reproduced material due to its placement and context.

If this Test Report Form is used by non-IECEE members, the IECEE/IEC logo and the reference to the CB Scheme procedure shall be removed.

**This report is not valid as a CB Test Report unless signed by an approved CB Testing Laboratory and appended to a CB Test Certificate issued by an NCB in accordance with IECEE 02.**

**General disclaimer:**

The test results presented in this report relate only to the object tested.  
This report shall not be reproduced, except in full, without the written approval of the Issuing CB Testing Laboratory. The authenticity of this Test Report and its contents can be verified by contacting the NCB, responsible for this Test Report.

<b>Test item description</b> .....	Network Camera	
<b>Trade Mark</b> .....	 <b>VIVOTEK</b> or <b>VIVOTEK</b> or VIVOTEK	
<b>Manufacturer</b> .....	Same as applicant	
<b>Model/Type reference</b> .....	FE9391-EHV-v2, <b>FE931-EHV</b>	
<b>Ratings</b> .....	(Optionally provided on marking plate) PoE 37-57 V <sub>DC</sub> , 0.57-0.37 A or 12 V <sub>DC</sub> , 1.75 A	
<b>Responsible Testing Laboratory (as applicable), testing procedure and testing location(s):</b>		
<input checked="" type="checkbox"/>	<b>CB Testing Laboratory:</b>	
<b>Testing location/ address</b> .....	Underwriters Laboratories Taiwan Co., Ltd / 260 Da-Yeh Road TW-112 Peitou Taipei City, Chinese Taipei	
<b>Tested by (name, function, signature)</b> .....	Stanley Tsai / Project handler	
<b>Approved by (name, function, signature)</b> ..	Jerry Lin / Reviewer	
<input type="checkbox"/>	<b>Testing procedure: CTF Stage 1:</b>	
<b>Testing location/ address</b> .....		
<b>Tested by (name, function, signature)</b> .....		
<b>Approved by (name, function, signature)</b> ..		
<input type="checkbox"/>	<b>Testing procedure: CTF Stage 2:</b>	
<b>Testing location/ address</b> .....		
<b>Tested by (name + signature)</b> .....		
<b>Witnessed by (name, function, signature)</b> ..		
<b>Approved by (name, function, signature)</b> ..		
<input type="checkbox"/>	<b>Testing procedure: CTF Stage 3:</b>	
<input type="checkbox"/>	<b>Testing procedure: CTF Stage 4:</b>	
<b>Testing location/ address</b> .....		
<b>Tested by (name, function, signature)</b> .....		
<b>Witnessed by (name, function, signature)</b> ..		
<b>Approved by (name, function, signature)</b> ..		
<b>Supervised by (name, function, signature)</b> :		

<b>List of Attachments (including a total number of pages in each attachment):</b> Enclosure - Photos (total 2 pages)	
<b>Summary of testing:</b>	
<b>Tests performed (name of test and test clause):</b>  N/A	<b>Testing location:</b>  N/A
<b>Summary of compliance with National Differences (List of countries addressed): N/A</b>	
<input type="checkbox"/> The product fulfils the requirements of _____ (insert standard number and edition and delete the text in parenthesis, leave it blank or delete the whole sentence, if not applicable)	

**Copy of marking plate:**

The artwork below may be only a draft. The use of certification marks on a product must be authorized by the respective NCBs that own these marks.

**FE9391-EHV-v2** **VIVOTEK**  
**Network Camera**

---

**MAC:0002D1XXXXXX** IS 13252 (Part 1)/  
12V=1.75A, PoE 37-57V=0.57-0.37A  
www.vivotek.com  
Pat.6, 930, 709

     
**CE UK CA FC** **RoHS**

Brand Owner Add.: 6F., No.192, Lien-Cheng Rd., Chung-Ho, New Taipei City, 235, Taiwan, R.O.C./M.F.G. Add.: 5F., 5F.-1, 5F.-2, No.168, Lian Cheng Rd., Zhonghe Dist., New Taipei City 235, Taiwan, R.O.C. **Made in Taiwan**

**FE931-EHV** **VIVOTEK**  
**Network Camera**

---

**MAC:0002D1XXXXXX** IS 13252 (Part 1)/  
12V=1.75A, PoE 37-57V=0.57-0.37A  
www.vivotek.com  
Pat.6, 930, 709

     
**CE UK CA FC** **RoHS**

Brand Owner Add.: 6F., No.192, Lien-Cheng Rd., Chung-Ho, New Taipei City, 235, Taiwan, R.O.C./M.F.G. Add.: 5F., 5F.-1, 5F.-2, No.168, Lian Cheng Rd., Zhonghe Dist., New Taipei City 235, Taiwan, R.O.C. **Made in Taiwan**

**R-41089311**  
**www.bis.gov.in**

<b>Test item particulars</b> .....: See below	
Tested lamp .....	<input checked="" type="checkbox"/> continuous wave lamps <input type="checkbox"/> pulsed lamps
Tested lamp system .....	See general product information
Lamp classification group .....	<input checked="" type="checkbox"/> exempt <input type="checkbox"/> risk 1 <input type="checkbox"/> risk 2 <input type="checkbox"/> risk 3
Lamp cap .....	N/A
Bulb .....	N/A
Rated of the lamp .....	N/A
Furthermore marking on the lamp.....	N/A
Seasoning of lamps according IEC standard .....	Not covered in this report
Used measurement instrument.....	N/A
Temperature by measurement.....	N/A
Information for safety use.....	Not covered in this report
<b>Possible test case verdicts:</b>	
– <b>test case does not apply to the test object</b> ..... : N/A	
– <b>test object does meet the requirement</b> ..... : P (Pass)	
– <b>test object does not meet the requirement</b> ..... : F (Fail)	
<b>Testing:</b>	
Date of receipt of test item .....	N/A
Date (s) of performance of tests.....	N/A
<b>General remarks:</b>	
"(See Enclosure #)" refers to additional information appended to the report. "(See appended table)" refers to a table appended to the report.  <b>Throughout this report a <input type="checkbox"/> comma / <input checked="" type="checkbox"/> point is used as the decimal separator.</b>	
<b>Manufacturer's Declaration per sub-clause 4.2.5 of IEC60068-2-21:</b>	
The application for obtaining a CB Test Certificate includes more than one factory location and a declaration from the Manufacturer stating that the sample(s) submitted for evaluation is (are) representative of the products from each factory has been provided .....:	<input type="checkbox"/> <b>Yes</b> <input checked="" type="checkbox"/> <b>Not applicable</b>
<b>When differences exist; they shall be identified in the General product information section.</b>	
<b>Name and address of factory (ies).....</b> : VIVOTEK INC. 5F, No.168, Lien-Cheng Rd., Chung-Ho, New Taipei City, 235, Taiwan, R.O.C	

**General product information and other remarks:****Report summary:**

All applicable tests according to the referenced standard(s) have been carried out.

Report Ref. No /Issue Date	Modification to the appliances:	Changes/Modifications in clause(s):
E324690-4790061059-1 Original / 2021-08-31	Original Main Report	
E324690-4790061059-1 Amendment 1	The report were deemed to amend (administrative modification), due to: (1) Add Model <b>FE931-EHV</b>	No tests were conducted.

**Product description:**

The equipment is a Network Camera which is intended to use within audio/video, in-formation and communication technology equipment.

**Model difference:**

All models are identical except model designation for marketing purpose.

**Optical LED information:**

Infrared LED (For LD1 \* 4):

Mfr.	Type	Wavelength	Radiant Intensity
EVERLIGHT ELECTRONICS CO LTD	HIR-C19D-1N150/L856-P03/TR(VIVO)	850nm	Typ.390 mW/sr (If=1000mA)

Only photobiological hazards have been addressed.

For statement of conformity, accuracy method (Section 8.2.4 and 8.2.5 of ISO Guide 98-4) was applied as decision rule for measurement in this test report.

- Pass - the measured value is below the acceptance limit, AL = TL.
- Fail - the measured value is above the acceptance limit, AL = TL.
- AL: Acceptance Limit.
- TL: Tolerance Limit (Specification Limit).

Level of risk: PFA (Probability of False Accept) less than 50 %.

IEC 62471			
Clause	Requirement + Test	Result – Remark	Verdict
<b>4</b>	<b>EXPOSURE LIMITS</b>		P
4.1	General		P
	The exposure limits in this standard is not less than 0,01 ms and not more than any 8-hour period and should be used as guides in the control of exposure		P
	Detailed spectral data of a light source are generally required only if the luminance of the source exceeds $10^4 \text{ cd}\cdot\text{m}^{-2}$	see clause 4.3	P
4.3	Hazard exposure limits		P
4.3.1	Actinic UV hazard exposure limit for the skin and eye		N/A
	The exposure limit for effective radiant exposure is $30 \text{ J}\cdot\text{m}^{-2}$ within any 8-hour period		N/A
	To protect against injury of the eye or skin from ultraviolet radiation exposure produced by a broad-band source, the effective integrated spectral irradiance, $E_s$ , of the light source shall not exceed the levels defined by:		N/A
	$E_s \cdot t = \sum_{200}^{400} \sum_t E_\lambda(\lambda, t) \cdot S_{UV}(\lambda) \cdot \Delta t \cdot \Delta \lambda \leq 30 \quad \text{J}\cdot\text{m}^{-2}$		N/A
	The permissible time for exposure to ultraviolet radiation incident upon the unprotected eye or skin shall be computed by:		N/A
	$t_{\max} = \frac{30}{E_s} \quad \text{s}$		N/A
4.3.2	Near-UV hazard exposure limit for eye		N/A
	For the spectral region 315 nm to 400 nm (UV-A) the total radiant exposure to the eye shall not exceed $10000 \text{ J}\cdot\text{m}^{-2}$ for exposure times less than 1000 s. For exposure times greater than 1000 s (approximately 16 minutes) the UV-A irradiance for the unprotected eye, $E_{UVA}$ , shall not exceed $10 \text{ W}\cdot\text{m}^{-2}$ .		N/A
	The permissible time for exposure to ultraviolet radiation incident upon the unprotected eye for time less than 1000 s, shall be computed by:		N/A
	$t_{\max} \leq \frac{10\,000}{E_{UVA}} \quad \text{s}$		N/A
4.3.3	Retinal blue light hazard exposure limit		N/A
	To protect against retinal photochemical injury from chronic blue-light exposure, the integrated spectral radiance of the light source weighted against the blue-light hazard function, $B(\lambda)$ , i.e., the blue-light weighted radiance, $L_B$ , shall not exceed the levels defined by:		N/A
	$L_B \cdot t = \sum_{300}^{700} \sum_t L_\lambda(\lambda, t) \cdot B(\lambda) \cdot \Delta t \cdot \Delta \lambda \leq 10^6 \quad \text{J} \cdot \text{m}^{-2} \cdot \text{sr}^{-1}$	for $t \leq 10^4 \text{ s}$	$t_{\max} = \frac{10^6}{L_B}$ N/A

IEC 62471			
Clause	Requirement + Test	Result – Remark	Verdict
	$L_B = \sum_{300}^{700} L_\lambda \cdot B(\lambda) \cdot \Delta\lambda \leq 100 \quad W \cdot m^{-2} \cdot sr^{-1}$	for $t > 10^4$ s	N/A
4.3.4	Retinal blue light hazard exposure limit - small source		P
	Thus the spectral irradiance at the eye $E_\lambda$ , weighted against the blue-light hazard function $B(\lambda)$ shall not exceed the levels defined by:		P
	$E_B \cdot t = \sum_{300}^{700} \sum_t E_\lambda(\lambda, t) \cdot B(\lambda) \cdot \Delta\lambda \leq 100 \quad J \cdot m^{-2}$	for $t \leq 100$ s	P
	$E_B = \sum_{300}^{700} E_\lambda \cdot B(\lambda) \cdot \Delta\lambda \leq 1 \quad W \cdot m^{-2}$	for $t > 100$ s	P
4.3.5	Retinal thermal hazard exposure limit		P
	To protect against retinal thermal injury, the integrated spectral radiance of the light source, $L_\lambda$ , weighted by the burn hazard weighting function $R(\lambda)$ (from Figure 4.2 and Table 4.2), i.e., the burn hazard weighted radiance, shall not exceed the levels defined by:		P
	$L_R = \sum_{380}^{1400} L_\lambda \cdot R(\lambda) \cdot \Delta\lambda \leq \frac{50\,000}{\alpha \cdot t^{0,25}} \quad W \cdot m^{-2} \cdot sr^{-1}$	( $10 \mu s \leq t \leq 10$ s)	P
4.3.6	Retinal thermal hazard exposure limit – weak visual stimulus		P
	For an infrared heat lamp or any near-infrared source where a weak visual stimulus is inadequate to activate the aversion response, the near infrared (780 nm to 1400 nm) radiance, $L_{IR}$ , as viewed by the eye for exposure times greater than 10 s shall be limited to:		P
	$L_{IR} = \sum_{780}^{1400} L_\lambda \cdot R(\lambda) \cdot \Delta\lambda \leq \frac{6\,000}{\alpha} \quad W \cdot m^{-2} \cdot sr^{-1}$	$t > 10$ s	P
4.3.7	Infrared radiation hazard exposure limits for the eye		P
	To avoid thermal injury of the cornea and possible delayed effects upon the lens of the eye (cataractogenesis), ocular exposure to infrared radiation, $E_{IR}$ , over the wavelength range 780 nm to 3000 nm, for times less than 1000 s, shall not exceed:		P
	$E_{IR} = \sum_{780}^{3000} E_\lambda \cdot \Delta\lambda \leq 18\,000 \cdot t^{-0,75} \quad W \cdot m^{-2}$	$t \leq 1000$ s	P
	For times greater than 1000 s the limit becomes:		P
	$E_{IR} = \sum_{780}^{3000} E_\lambda \cdot \Delta\lambda \leq 100 \quad W \cdot m^{-2}$	$t > 1000$ s	P
4.3.8	Thermal hazard exposure limit for the skin		N/A
	Visible and infrared radiant exposure (380 nm to 3000 nm) of the skin shall be limited to:		N/A

IEC 62471			
Clause	Requirement + Test	Result – Remark	Verdict
	$E_H \cdot t = \sum_{380}^{3000} \sum_{\lambda} E_{\lambda}(\lambda, t) \cdot \Delta t \cdot \Delta \lambda \leq 20\,000 \cdot t^{0,25} \quad \text{J} \cdot \text{m}^{-2}$		N/A
<b>5</b>	<b>MEASUREMENT OF LAMPS AND LAMP SYSTEMS</b>		P
5.1	Measurement conditions		P
	Measurement conditions shall be reported as part of the evaluation against the exposure limits and the assignment of risk classification.		P
5.1.1	Lamp ageing (seasoning)		N/A
	Seasoning of lamps shall be done as stated in the appropriate IEC lamp standard.		N/A
5.1.2	Test environment		P
	For specific test conditions, see the appropriate IEC lamp standard or in absence of such standards, the appropriate national standards or manufacturer's recommendations.		P
5.1.3	Extraneous radiation		P
	Careful checks should be made to ensure that extraneous sources of radiation and reflections do not add significantly to the measurement results.		P
5.1.4	Lamp operation		N/A
	Operation of the test lamp shall be provided in accordance with:		N/A
	– the appropriate IEC lamp standard, or		N/A
	– the manufacturer's recommendation		N/A
5.1.5	Lamp system operation		P
	The power source for operation of the test lamp shall be provided in accordance with:		P
	– the appropriate IEC standard, or		N/A
	– the manufacturer's recommendation		P
5.2	Measurement procedure		P
5.2.1	Irradiance measurements		P
	Minimum aperture diameter 7mm.		P
	Maximum aperture diameter 50 mm.		P
	The measurement shall be made in that position of the beam giving the maximum reading.		P
	The measurement instrument is adequate calibrated.		P
5.2.2	Radiance measurements		P
5.2.2.1	Standard method		P
	The measurements made with an optical system.		P
	The instrument shall be calibrated to read in absolute radiant power per unit receiving area and per unit solid angle to acceptance averaged over the field of view of the instrument.		P

<b>IEC 62471</b>			
Clause	Requirement + Test	Result – Remark	Verdict
5.2.2.2	Alternative method		N/A
	Alternatively to an imaging radiance set-up, an irradiance measurement set-up with a circular field stop placed at the source can be used to perform radiance measurements.		N/A
5.2.3	Measurement of source size		P
	The determination of $\alpha$ , the angle subtended by a source, requires the determination of the 50% emission points of the source.		P
5.2.4	Pulse width measurement for pulsed sources		N/A
	The determination of $\Delta t$ , the nominal pulse duration of a source, requires the determination of the time during which the emission is > 50% of its peak value.		N/A
5.3	Analysis methods		P
5.3.1	Weighting curve interpolations		P
	To standardize interpolated values, use linear interpolation on the log of given values to obtain intermediate points at the wavelength intervals desired.	see table 4.1	P
5.3.2	Calculations		P
	The calculation of source hazard values shall be performed by weighting the spectral scan by the appropriate function and calculating the total weighted energy.		P
5.3.3	Measurement uncertainty		P
	The quality of all measurement results must be quantified by an analysis of the uncertainty.	see Annex C in the norm	P
<b>6</b>	<b>LAMP CLASSIFICATION</b>		P
	For the purposes of this standard it was decided that the values shall be reported as follows:	see table 6.1	P
	– for lamps intended for general lighting service, the hazard values shall be reported as either irradiance or radiance values at a distance which produces an illuminance of 500 lux, but not at a distance less than 200 mm		N/A
	– for all other light sources, including pulsed lamp sources, the hazard values shall be reported at a distance of 200 mm		P
6.1	Continuous wave lamps		P
6.1.1	Except Group		P
	In the except group are lamps, which does not pose any photobiological hazard. The requirement is met by any lamp that does not pose:		P
	– an actinic ultraviolet hazard ( $E_s$ ) within 8-hours exposure (30000 s), nor		P
	– a near-UV hazard ( $E_{UVA}$ ) within 1000 s, (about 16 min), nor		P

IEC 62471			
Clause	Requirement + Test	Result – Remark	Verdict
	– a retinal blue-light hazard ( $L_B$ ) within 10000 s (about 2,8 h), nor		P
	– a retinal thermal hazard ( $L_R$ ) within 10 s, nor		P
	– an infrared radiation hazard for the eye ( $E_{IR}$ ) within 1000 s		P
6.1.2	Risk Group 1 (Low-Risk)		N/A
	In this group are lamps, which exceeds the limits for the except group but that does not pose:		NA
	– an actinic ultraviolet hazard ( $E_S$ ) within 10000 s, nor		NA
	– a near ultraviolet hazard ( $E_{UVA}$ ) within 300 s, nor		NA
	– a retinal blue-light hazard ( $L_B$ ) within 100 s, nor		NA
	– a retinal thermal hazard ( $L_R$ ) within 10 s, nor		NA
	– an infrared radiation hazard for the eye ( $E_{IR}$ ) within 100 s		NA
	Lamps that emit infrared radiation without a strong visual stimulus and do not pose a near-infrared retinal hazard ( $L_{IR}$ ), within 100 s are in Risk Group 1.		NA
6.1.3	Risk Group 2 (Moderate-Risk)		NA
	This requirement is met by any lamp that exceeds the limits for Risk Group 1, but that does not pose:		NA
	– an actinic ultraviolet hazard ( $E_S$ ) within 1000 s exposure, nor		NA
	– a near ultraviolet hazard ( $E_{UVA}$ ) within 100 s, nor		NA
	– a retinal blue-light hazard ( $L_B$ ) within 0,25 s (aversion response), nor		NA
	– a retinal thermal hazard ( $L_R$ ) within 0,25 s (aversion response), nor		NA
	– an infrared radiation hazard for the eye ( $E_{IR}$ ) within 10 s		NA
	Lamps that emit infrared radiation without a strong visual stimulus and do not pose a near-infrared retinal hazard ( $L_{IR}$ ), within 10 s are in Risk Group 2.		NA
6.1.4	Risk Group 3 (High-Risk)		NA
	Lamps which exceed the limits for Risk Group 2 are in Group 3.		N/A
6.2	Pulsed lamps		N/A
	Pulse lamp criteria shall apply to a single pulse and to any group of pulses within 0,25 s.		NA
	A pulsed lamp shall be evaluated at the highest nominal energy loading as specified by the manufacturer.		NA
	The risk group determination of the lamp being tested shall be made as follows:		NA

IEC 62471			
Clause	Requirement + Test	Result – Remark	Verdict
	– a lamp that exceeds the exposure limit shall be classified as belonging to Risk Group 3 (High-Risk)		NA
	– for single pulsed lamps, a lamp whose weighted radiant exposure or weighted radiance does is below the EL shall be classified as belonging to the Exempt Group		NA
	– for repetitively pulsed lamps, a lamp whose weighted radiant exposure or weighted radiance dose is below the EL, shall be evaluated using the continuous wave risk criteria discussed in clause 6.1, using time averaged values of the pulsed emission		NA

IEC 62471			
Clause	Requirement + Test	Result – Remark	Verdict

Table 4.1	Spectral weighting function for assessing ultraviolet hazards for skin and eye			P
Wavelength <sup>1</sup> $\lambda$ , nm	UV hazard function $S_{uv}(\lambda)$	Wavelength $\lambda$ , nm	UV hazard function $S_{uv}(\lambda)$	
200	0,030	313*	0,006	
205	0,051	315	0,003	
210	0,075	316	0,0024	
215	0,095	317	0,0020	
220	0,120	318	0,0016	
225	0,150	319	0,0012	
230	0,190	320	0,0010	
235	0,240	322	0,00067	
240	0,300	323	0,00054	
245	0,360	325	0,00050	
250	0,430	328	0,00044	
254*	0,500	330	0,00041	
255	0,520	333*	0,00037	
260	0,650	335	0,00034	
265	0,810	340	0,00028	
270	1,000	345	0,00024	
275	0,960	350	0,00020	
280*	0,880	355	0,00016	
285	0,770	360	0,00013	
290	0,640	365*	0,00011	
295	0,540	370	0,000093	
297*	0,460	375	0,000077	
300	0,300	380	0,000064	
303*	0,120	385	0,000053	
305	0,060	390	0,000044	
308	0,026	395	0,000036	
310	0,015	400	0,000030	

<sup>1</sup> Wavelengths chosen are representative: other values should be obtained by logarithmic interpolation at intermediate wavelengths.  
\* Emission lines of a mercury discharge spectrum.

IEC 62471			
Clause	Requirement + Test	Result – Remark	Verdict

Table 4.2	Spectral weighting functions for assessing retinal hazards from broadband optical sources	P
Wavelength nm	Blue-light hazard function B ( $\lambda$ )	Burn hazard function R ( $\lambda$ )
300	0,01	
305	0,01	
310	0,01	
315	0,01	
320	0,01	
325	0,01	
330	0,01	
335	0,01	
340	0,01	
345	0,01	
350	0,01	
355	0,01	
360	0,01	
365	0,01	
370	0,01	
375	0,01	
380	0,01	0,1
385	0,013	0,13
390	0,025	0,25
395	0,05	0,5
400	0,10	1,0
405	0,20	2,0
410	0,40	4,0
415	0,80	8,0
420	0,90	9,0
425	0,95	9,5
430	0,98	9,8
435	1,00	10,0
440	1,00	10,0
445	0,97	9,7
450	0,94	9,4
455	0,90	9,0
460	0,80	8,0
465	0,70	7,0
470	0,62	6,2
475	0,55	5,5
480	0,45	4,5
485	0,40	4,0
490	0,22	2,2
495	0,16	1,6
500-600	$10^{[(450-\lambda)/50]}$	1,0
600-700	0,001	1,0
700-1050		$10^{[(700-\lambda)/500]}$
1050-1150		0,2
1150-1200		$0,2 \cdot 10^{0,02(1150-\lambda)}$
1200-1400		0,02

IEC 62471			
Clause	Requirement + Test	Result – Remark	Verdict

Table 5.4 Summary of the ELs for the surface of the skin or cornea (irradiance based values)						P
Hazard Name	Relevant equation	Wavelength range nm	Exposure duration sec	Limiting aperture rad (deg)	EL in terms of constant irradiance $W \cdot m^{-2}$	
Actinic UV skin & eye	$E_S = \sum E_\lambda \cdot S(\lambda) \cdot \Delta\lambda$	200 – 400	< 30000	1,4 (80)	30/t	
Eye UV-A	$E_{UVA} = \sum E_\lambda \cdot \Delta\lambda$	315 – 400	$\leq 1000$ >1000	1,4 (80)	10000/t 10	
Blue-light small source	$E_B = \sum E_\lambda \cdot B(\lambda) \cdot \Delta\lambda$	300 – 700	$\leq 100$ >100	< 0,011	100/t 1,0	
Eye IR	$E_{IR} = \sum E_\lambda \cdot \Delta\lambda$	780 – 3000	$\leq 1000$ >1000	1,4 (80)	18000/t <sup>0,75</sup> 100	
Skin thermal	$E_H = \sum E_\lambda \cdot \Delta\lambda$	380 – 3000	< 10	2π sr	20000/t <sup>0,75</sup>	

Table 5.5 Summary of the ELs for the retina (radiance based values)						P
Hazard Name	Relevant equation	Wavelength range nm	Exposure duration sec	Field of view radians	EL in terms of constant radiance $W \cdot m^{-2} \cdot sr^{-1}$	
Blue light	$L_B = \sum L_\lambda \cdot B(\lambda) \cdot \Delta\lambda$	300 – 700	0,25 – 10	0,011·√(t/10)	10 <sup>6</sup> /t	
			10-100	0,011	10 <sup>6</sup> /t	
			100-10000	0,0011·√t	10 <sup>6</sup> /t	
			≥ 10000	0,1	100	
Retinal thermal	$L_R = \sum L_\lambda \cdot R(\lambda) \cdot \Delta\lambda$	380 – 1400	< 0,25 0,25 – 10	0,0017 0,011·√(t/10)	50000/(α·t <sup>0,25</sup> ) 50000/(α·t <sup>0,25</sup> )	
Retinal thermal (weak visual stimulus)	$L_{IR} = \sum L_\lambda \cdot R(\lambda) \cdot \Delta\lambda$	780 – 1400	> 10	0,011	6000/α	

IEC 62471			
Clause	Requirement + Test	Result – Remark	Verdict

Table 6.1 Emission limits for risk groups of continuous wave lamps									P
Risk	Action spectrum	Symbol	Units	Emission Measurement					
				Exempt		Low risk		Mod risk	
				Limit	Result	Limit	Result	Limit	Result
Actinic UV	$S_{UV}(\lambda)$	$E_s$	$W \cdot m^{-2}$	0.001	0.000E+00	0.003	0.000E+00	0.03	0.000E+00
Near UV		$E_{UVA}$	$W \cdot m^{-2}$	10	0.000E+00	33	0.000E+00	100	0.000E+00
Blue light	$B(\lambda)$	$L_B$	$W \cdot m^{-2} \cdot sr^{-1}$	-	-	-	-	-	-
Blue light, small source	$B(\lambda)$	$E_B$	$W \cdot m^{-2}$	1	6.121E-04	1	6.121E-0	1	6.121E-0
Retinal thermal	$R(\lambda)$	$L_R$	$W \cdot m^{-2} \cdot sr^{-1}$	4.167E+06	4.034E+03	4.167E+06	4.034E+03	1.057E+07	8.677E+03
Retinal thermal, weak visual stimulus**	$R(\lambda)$	$L_{IR}$	$W \cdot m^{-2} \cdot sr^{-1}$	8.929E+05	4.021E+03	8.929E+05	4.021E+03	8.929E+05	4.021E+03
IR radiation, eye		$E_{IR}$	$W \cdot m^{-2}$	100	1.489E+01	570	1.489E+01	3200	1.489E+01

\* Small source defined as one with  $\alpha < 0,011$  radian. Averaging field of view at 10000 s is 0,1 radian.  
\*\* Involves evaluation of non-GLS source  
Angular subtense of apparent source:  $\alpha=6.72$  mrad  
Test condition: Normal condition (CW mode).  
Conclusion: The EUT was assigned as Exempt Group.  
Note: Normal condition is adjusted and considered as the worst condition declared by manufacturer to be representative Single fault / Abnormal condition

**List of test equipment used:**

A completed list of used test equipment shall be provided in the Test Reports when a Customer's Testing Facility according to CTF stage 1 or CTF stage 2 procedure has been used.

Note: This page may be removed when CTF stage 1 or CTF stage 2 are not used. See also clause 4.8 in OD 2020 for more details.

Clause	Measurement / testing	Testing / measuring equipment / material used, (Equipment ID)	Range used	Last Calibration date	Calibration due date
N/A					

Fig.1: Overall view-1




Fig.2: LED board view-1




Fig.3: LED board view-2

