



## Extraordinary Security. Powerful Automation.

Perfect for New Installations and System Upgrades



### Intrusion & Safety

Comprehensive detection and reporting with hybrid flexibility - wired, wireless, or both.



### Wireless Detection

Supports Two-Way Wireless or 319.5 MHz wireless sensors



### Wi-Fi Connectivity

For ease of installation when a wired network connection is not available



### ElkConnect®

Advanced app and cloud portal streamlines system configuration, management, and control



### Automation

Simplified scheduling and dynamic rules engine for unrestricted customization



### Z-Wave Integration

Easy configuration and intelligent control of lights, thermostats, locks, and more




[elkproducts.com/alarm-engine](http://elkproducts.com/alarm-engine)





Alarm Engine



**ELK-E27CB**  
E27 Alarm Engine Control Board

### E27 Alarm Engine Peripherals & Accessories



**ELK-AEKP**  
LCD Keypad for Alarm Engine




**ELK-AEZW**  
Z-Wave Interface Module



**ELK-AEWF**  
Alarm Engine Wi-Fi Adapter



**ELK-AERF9**  
Alarm Engine Two-Way Wireless Transceiver




**ELK-AEXRFA9**  
Alarm Engine Two-Way Wireless Transceiver and RF Bus Adapter




**ELK-AERF3**  
Alarm Engine 319.5MHz Wireless Receiver



**ELK-AEXRFA3**  
Alarm Engine 319.5MHz Wireless Receiver and RF Bus Adapter



**ELK-AEXIN**  
Alarm Engine 16 Zone Input Expander



**ELK-AEXOU**  
Alarm Engine Output Expander, 8 Relays



**ELK-AEXDD**  
Alarm Engine Digital Dialer/  
Dial Capture Cellular Interface



**ELK-P1426**  
12VDC, 2.6A DC Power Supply

### E27 Alarm Engine Features & Specifications

- Inputs: 16 On-Board, Up to 128, Hardwired, Wireless or Hybrid
- Supports Two-Way or 319.5MHz Wireless Sensors
- Outputs: 2 Alarm Outputs with Built-in Siren Driver, 1 Form"C" Relay, 10 Voltage, Expandable to 32
- Areas: Up to 8
- Users: Up to 199, User Groups: Up to 10
- Keypads: Up to 8
- Supports 2-Wire Smoke Detectors on 3 Main board Inputs
- On-board Ethernet Port for Connectivity and Reporting
- Wi-Fi Support with optional Wi-Fi Adapter
- Supports Z-Wave Devices with optional Z-Wave Adapter: 64 Lights, 8 Locks, 4 Thermostats, and 4 Garage Doors
- Powerful Rules Engine with AND, OR, and ELSE logic
- Built-In Astronomical Clock
- History Log: Up to 500 Events
- 2.5 Amp Power Supply with Master Power Switch and Low Battery Cutoff

### E27 Alarm Engine System Packages



**ELK-E27SYS1**  
Includes E27CB Board, AEKP Keypad, P1426 Power Supply, 73 Speaker, and SWB14 Metal Enclosure



**ELK-E27SYS2**  
Includes E27CB Board, AEKP Keypad, P1426 Power Supply, 73 Speaker, and SWB14P Plastic Enclosure



[elkproducts.com/alarm-engine](http://elkproducts.com/alarm-engine)