



HVA License Manager

Installation and User Manual





HVA License Manager

Installation and User Manual

Introduction

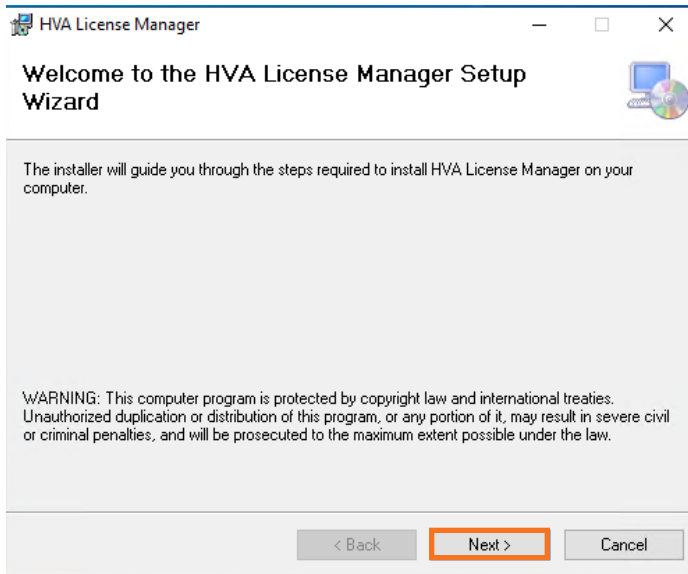
The Hanwha Vision America License Manager is an application created to assist system operators in the activation and management of purchased software licenses.

Table of Contents

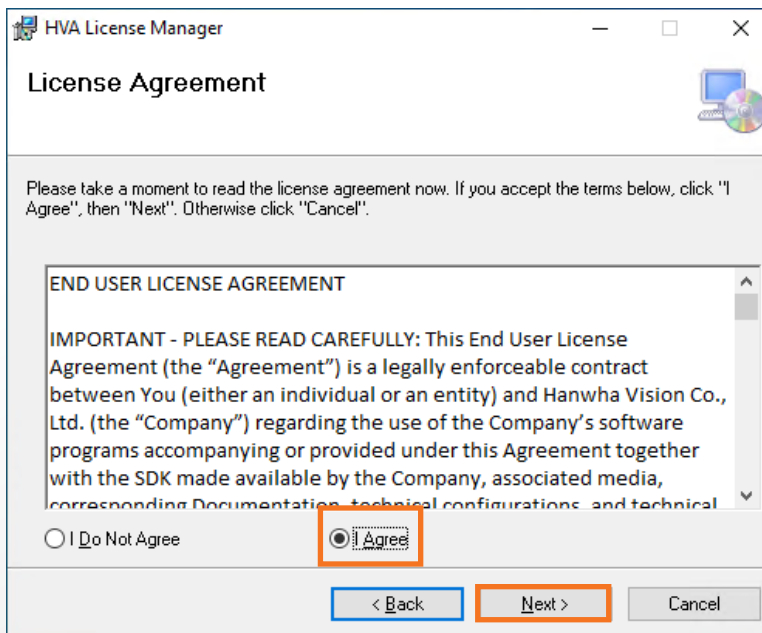
- Installation 2
- Using the HVA License Manager 4
 - Internet License Activation 4
 - Manual License Activation 5
- Contact Information 6
- Changing HVA License Manager Ports 6

Installation

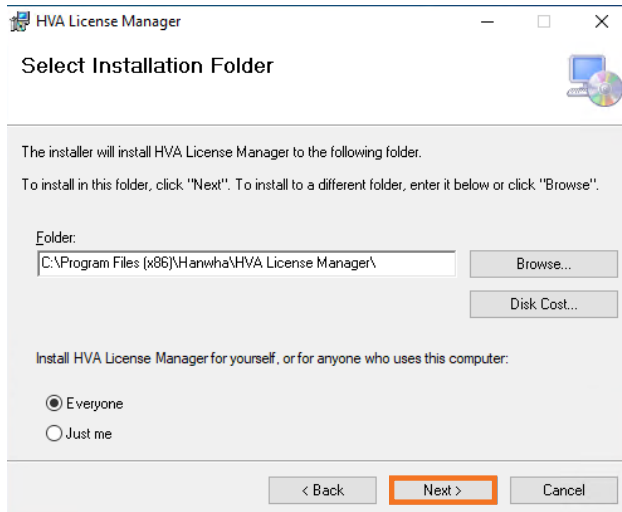
- 1 Run the HVA License Manager setup.exe file.
- 2 Click "Next".



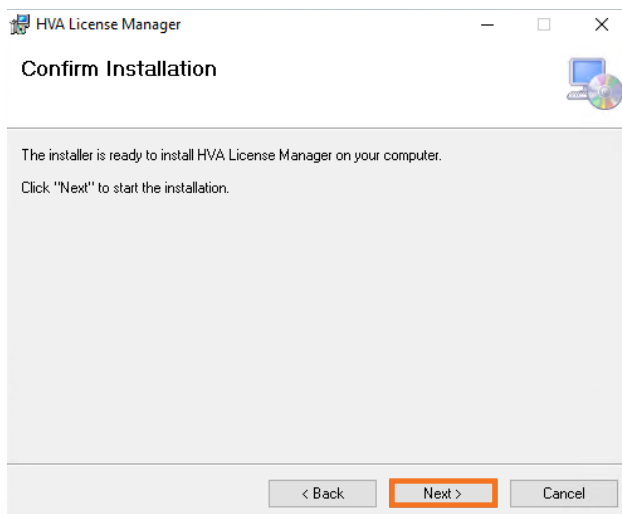
- 3 Check 'I Agree' to agree to the EULA and click "Next".



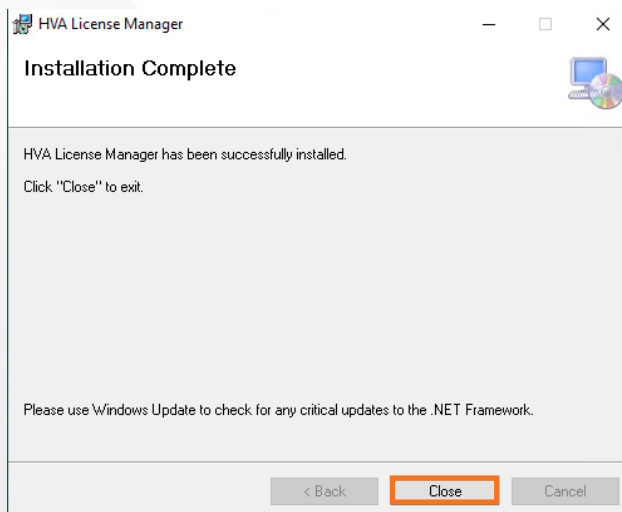
- 4 Click "Next" to use the installer's default settings.



- 5 Click "Next" to start the installation.



- 6 When the installation is complete, click "Close" to exit the dialogue box.



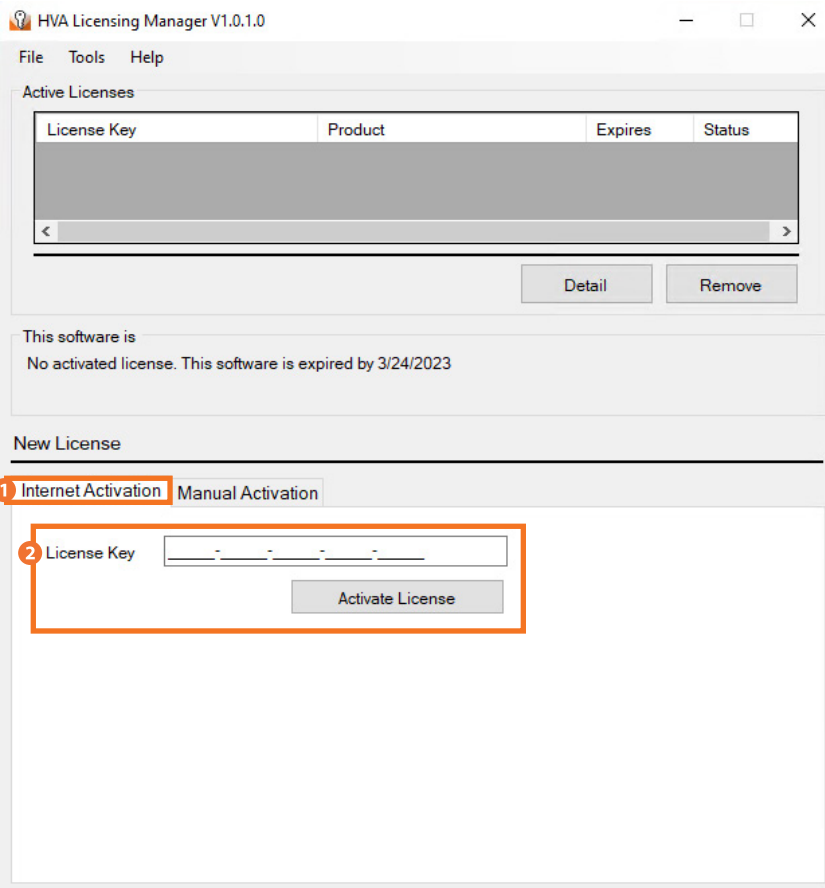
Using the HVA License Manager

All license keys activated through the HVA License Manager will be present in the "Active Licenses" panel at the top of the application window. Each entry will include details regarding the license including applicable product, expiration, and status.

There are two methods to activate a license - Internet Activation and Manual Activation. If the machine running the HVA License Manager has access to the internet, using Internet Activation is recommended.

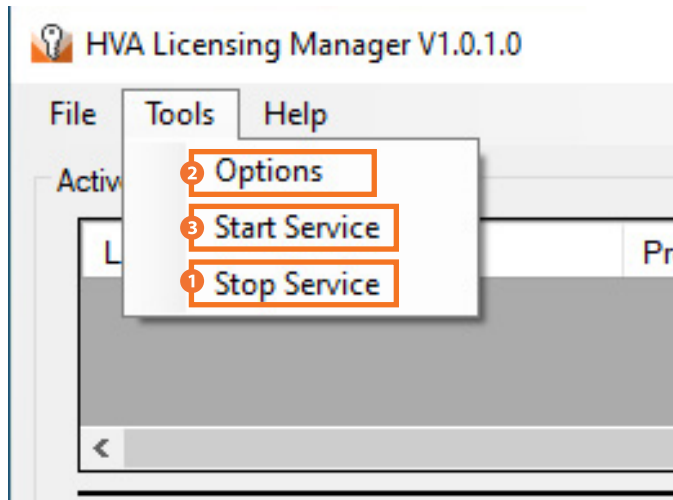
Internet License Activation

- 1 Select the "Internet Activation" tab under the "New License" section of the HVA Licensing Manager window
- 2 Enter in the License Key received from HVA and click on "Activate License".



Changing HVA License Manager Ports

By default, the HVA License Manager uses port 7111. If this port needs to be changed, please follow the below steps:



- 1 Stop the License Manager service by selecting "Stop Service."
- 2 Select "Options" and change the port to the desired port number.
- 3 Select "Start Service" to start the service with the new port settings

Contact Information

For offline activation, please contact HVA Technical Support.

HVA Technical Support

Phone: (877) 213-1222 option 1

Email: support@hanwha.com

For more information visit us at
HanwhaVisionAmerica.com



Hanwha Vision America
500 Frank W. Burr Blvd. Suite 43 Teaneck, NJ 07666
Toll Free : +1.877.213.1222
Direct : +1.201.325.6920
Fax : +1.201.373.0124
www.HanwhaVisionAmerica.com

© 2023 Hanwha Vision Co., Ltd. All rights reserved.

DESIGN AND SPECIFICATIONS ARE SUBJECT TO CHANGE WITHOUT NOTICE

Under no circumstances, this document shall be reproduced, distributed or changed, partially or wholly, without formal authorization of Hanwha Vision Co., Ltd.

* Wisenet is the proprietary brand of Hanwha Vision, formerly known as Hanwha Techwin.