



IJ1748D



SL1212D1



IJ5056D

**SPECIFICATION :**

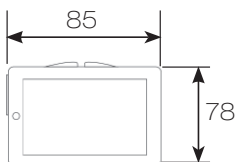
Model	IJ1748D
AC Inout	100 – 240Vac
DC Output	48V / 0.35A L.P.S
Max. Output Current	16.8W
Ethernet Suport	10/100 BaseT
802.3af or 802.3at	af
Dimension	78(W) x 36(H) x 85(D)mm
Weight	31g

Model	SL1212D1
Power Input	+44 – 57Vdc / 350mA
Power Ouput	+12Vdc / 1A (12W max.)
Ethernet Suport	10/100 BaseT
802.3af or 802.3at	af
IP rating	IP66
Operating Temperature	-10°C – +50°C (14°F – 122°F)
Dimension	75.5(W) x 33(H) x 86.5(D)mm
Weight	120g

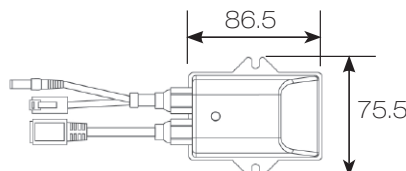
Model	IJ5056D
AC Inout	100 – 240Vac
DC Output	56V / 0.89A
Max. Output Current	35W
Ethernet Suport	10/100 BaseT
802.3af or 802.3at	-
Dimension	75(W) x 38mm(H) x 125(D)mm
Weight	57g

**DIMENSIONS : (Unit : mm)**

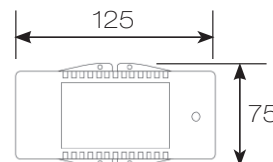
IJ1748D:78 x 36x 85 / SL1212D1:75.5 x 33 x 86.5 / IJ5056D:75 x 38 x 125



IJ1748D



SL1212D1



IJ5056D

No liability will be accepted for any errors or omissions. Design and specifications are subject to change w



SL4024A



SL4012D

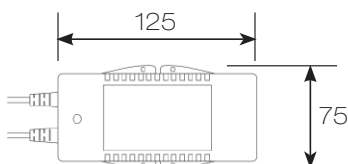
**SPECIFICATION :**

Model	SL4012D
DC Input	36 - 60V
AC Output	12V / 3.33A
Output Power	40W
Ethernet Support	10/100 BaseT
802.3af or 802.3at	-
Dimension	75(W) x 38mm(H) x 125(D)mm
Weight	36g

Model	SL4024A
DC Input	48V / 0.7A
AC Output	24V / 1.7A
Total Power	40W
Ethernet Support	10/100 BaseT
802.3af or 802.3at	-
Dimension	75(W) x 38mm(H) x 125(D)mm
Weight	37g

**DIMENSIONS : (Unit : mm)**

125 x 75x 38



SL4024A / SL4012D

No liability will be accepted for any errors or omissions. Design and specifications are subject to change w