



# AC750 Mesh Wi-Fi Range Extender

Stable Dual Band  
Wi-Fi Extension

RE215



OneMesh™



Wi-Fi Dead-Zone  
Killer



Uninterrupted  
Streaming<sup>s</sup>



Easy Setup via  
Tether App

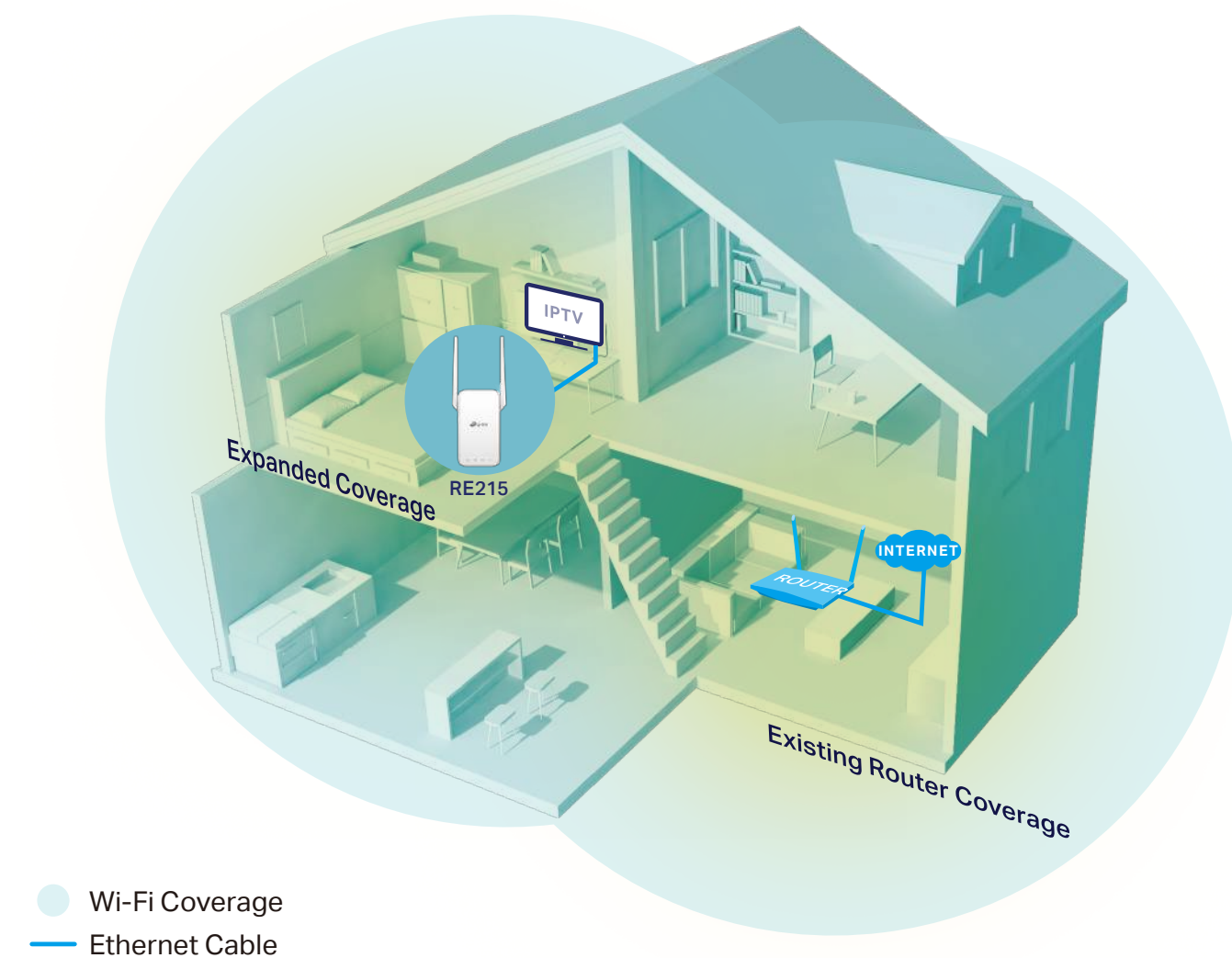


Access Point  
Mode

# Highlights

## Extend AC750 Wi-Fi to Your Whole Home

The AC750 Mesh Wi-Fi Range Extender connects to your router wirelessly, strengthening and expanding its signal into areas it can't reach on its own, achieving speeds of 300 Mbps on the 2.4 GHz<sup>†</sup> band and 433 Mbps on the 5 GHz band.



## Eliminate Wi-Fi Dead Zones with Powerful Wi-Fi



### Wi-Fi Dead-Zone Killer

Eliminate weak signal areas with Wi-Fi coverage for the whole house.



### Dual Band Connection

Separate 2.4GHz and 5GHz Wi-Fi bands allow more devices to connect to your network without reducing performance.



### High Speed Mode

Use both Wi-Fi bands to establish one super-high-speed connection, ideal for HD streaming and gaming.



### Adaptive Path Selection

Keep your network running at top-speed by automatically choosing the fastest connection path to the router.



### Access Point Mode

Create a new Wi-Fi access point to enhance your wired network with Wi-Fi capability.



### Access Control

Allow or restrict internet access for certain devices for specifiable amounts of time.



### Easy Setup and unified Management

Via the WPS button / Tether app / Web UI.

# Highlights



RE215 is more than a traditional range extender. It can create a Mesh network by connecting to a OneMesh™ router for seamless whole-home coverage. Enjoy a Mesh network without having to replace your existing router<sup>‡</sup> by simply updating your OneMesh™ router's firmware.



## Smart Roaming

Enjoy uninterrupted streaming, surfing, and more—even when moving around your home.



## One Wi-Fi Name

Stay connected to the same network in every room.



## Easy Setup and Unified Management

Press the WPS button to set up a Mesh network you can manage from the Tether app or web UI.



Check full list of OneMesh™ extenders and routers at <https://www.tp-link.com/One-Mesh/compatibility>

\*More compatible devices coming soon


## Perfect Location at a Glimpse

An intelligent Signal light helps you quickly find the best location to install the range extender.



- Good location
- Too far away from the router

# Features



## Ease of Use

- Intuitive Web UI – Ensures quick and simple installation without hassle
- Fast Encryption – One-touch WPA/WPA2 wireless security encryption with the WPS button
- Hassle-free Management with Tether App – Network management is made easy with the TP-Link Tether App, available on any Android or iOS device
- Online Upgrade – Keeps you informed of the latest firmware and allows online updating on the web UI



## Speed

- Ultimate Wireless Speed – Combined wireless speeds of up to 300 Mbps (over 2.4 GHz) and 433 Mbps (over 5 GHz)
- Support 802.11ac – Provides a data transfer rate 3 times faster than 802.11n for each stream
- Adaptive Path Selection – Keeps your network running at top-speed by automatically choosing the fastest connection path to the router




## Reliability

- Simultaneous Dual Band – Separate Wi-Fi bands enable more devices to connect to your network without a drop in performance
- Reliable Connection – External antennas for optimal Wi-Fi coverage and reliable wireless connections

# Specifications

## Hardware

- Interface: 1 x 10/100M Ethernet Port (RJ45)
- Button: WPS Button, Reset Button
- Antenna: 2 External Antennas
- Power Consumption: 9.5W
- Dimensions (W × D × H):  
3.5×1.4×4.9 in. (89×35.0×124.1 mm)



## Wireless

- Wireless Standards: IEEE 802.11a/n/ac 5 GHz, IEEE 802.11b/g/n 2.4 GHz
- Frequency: 2.4 GHz and 5 GHz
- Signal Rate: 300 Mbps at 2.4 GHz, 433 Mbps at 5 GHz
- Transmit Power: 2.4 GHz ≤20dBm, 5 GHz ≤30dBm
- Reception Sensitivity:  
5 GHz:  
11a 6Mbps: -94dBm, 11a 54Mbps: -77dBm  
11ac HT20 MCS0: -94dBm, 11ac HT20 MCS8: -71dBm  
11ac HT40 MCS0: -92dBm, 11ac HT40 MCS9: -66dBm  
11ac HT80 MCS0: -87dBm, 11ac HT80 MCS9: -62dBm  
2.4 GHz:  
11g 54Mbps: -78dBm, 11n HT20 MCS7: -76dBm  
11n HT40 MCS7: -74dBm
- Wireless Function: Enable/Disable Wireless Radio, Wireless Statistics
- Wireless Security: 64/128-bit WEP, WPA/WPA-PSK2 /WPA2-PSK2 encryptions

## Others

- Certification  
FCC, UL, RoHS
- System Requirements  
Microsoft Windows 98SE, NT, 2000, XP, Vista™ or Windows 7, 8, 8.1, 10, MAC OS, NetWare, UNIX or Linux  
Internet Explorer 11, Firefox 12.0, Chrome 20.0, Safari 4.0, or other Java-enabled browser
- Package Contents  
Wi-Fi Range Extender RE215  
Quick Installation Guide



For more information, please visit

<https://www.tp-link.com/products/details/RE215.html>

or scan the QR code left

This device complies with part 15 of the FCC Rules. Operation is subject to the following two conditions: (1) This device may not cause harmful interference, and (2) this device must accept any interference received, including interference that may cause undesired operation.

Specifications are subject to change without notice. All the brands and product names are trademarks or registered trademarks of their respective holders.

<sup>†</sup>Maximum wireless signal rates are the physical rates derived from IEEE Standard 802.11 specifications. Actual wireless data throughput and wireless coverage are not guaranteed and will vary as a result of network conditions, client limitations, and environmental factors, including building materials, obstacles, volume and density of traffic, and client location.

<sup>‡</sup>The product may not be compatible with routers or gateways with firmware that has been altered, is based on open source programs, or is non-standard or outdated.

<sup>§</sup>Uninterrupted Streaming is designed for devices that support the 802.11k/v standard.

©2020 TP-Link

[www.tp-link.com](http://www.tp-link.com)

TP-Link AC750 Mesh Wi-Fi Range Extender RE215