

Layer 3 12-Port 10GBASE-X SFP+ Managed Ethernet Switch




Perfect Managed All-port 10Gbps Switch with Layer 3 Switching and Security

PLANET XGS-6311-12X is a **fully-managed all-port 10Gbps Ethernet switch** designed for the demand of high-bandwidth required network equipment, such as Wi-Fi 6/6E wireless AP, NAS and workstation. It features **12 10GBASE-X SFP+ fiber** ports that are flexibly designed to extend the connection distance.

The XGS-6311-12X provides high-density performance, **Layer 3 static routing, RIP (Routing Information Protocol) and OSPF (Open Shortest Path First)** with **10Gbps** interfaces.

With such a favorable data link capability, hardware-based Layer 3 routing performance, Layer 2 switching engine and user-friendly yet advanced IPv6/IPv4 management interfaces, it helps to accelerate the deployment of the next-generation high-bandwidth required network for metro, smart cities and enterprises.



Physical Ports

- 12 10GBASE-SR/LR SFP+ slots, backward compatible with 1000BASE-SX/LX/BX SFP
- RJ45 type RS232 console interface for switch basic management and setup

IP Routing Features

- IP routing protocol supports RIPv1/v2, OSPFv2
- Routing interface provides per VLAN routing mode
- Supports route redistribution

Layer 2 Features

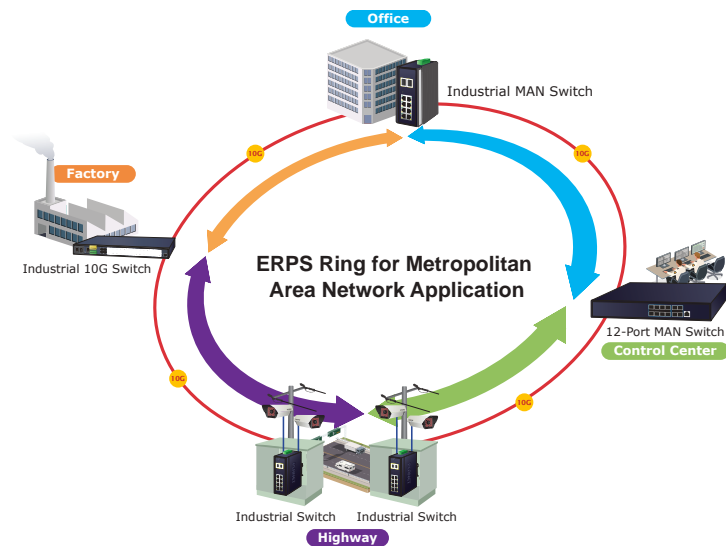
- Complies with the IEEE 802.3, IEEE 802.3u, IEEE 802.3ab, IEEE 802.3z Gigabit Ethernet standard
- Prevents packet loss flow control
 - IEEE 802.3x pause frame flow control in full-duplex mode
 - Back pressure flow control in half-duplex mode
- High performance Store-and-Forward architecture, broadcast storm control, port loopback detection
- 32K MAC address table, automatic source address learning and aging
- Supports VLAN
 - IEEE 802.1Q tag-based VLAN
 - GVRP for dynamic VLAN management
 - Provider Bridging (VLAN Q-in-Q, IEEE 802.1ad) supported
 - Private VLAN Edge (PVE) supported
 - GVRP protocol for Management VLAN
 - Protocol-based VLAN
 - MAC-based VLAN
 - IP subnet VLAN
- Supports Link Aggregation
 - Maximum 64 trunk groups, up to 8 ports per trunk group
 - IEEE 802.3ad LACP (Link Aggregation Control Protocol)
 - Cisco ether-channel (static trunk)
- Supports Spanning Tree Protocol
 - STP, IEEE 802.1D (Classic Spanning Tree Protocol)
 - RSTP, IEEE 802.1w (Rapid Spanning Tree Protocol)
 - MSTP, IEEE 802.1s (Multiple Spanning Tree Protocol, spanning tree by VLAN)
 - Supports BPDU & root guard

High Performance 10Gbps Ethernet Capacity

The twelve SFP+ slots built in the XGS-6311-12X support dual-speed, **10GBASE-SR/LR** or **1000BASE-SX/LX**. With 10Gbps interfaces, the XGS-6311-12X boasts a high-performance switch architecture that is capable of providing non-blocking switch fabric and wire-speed throughput as high as **240Gbps**, which greatly simplifies the tasks of upgrading the LAN for catering to increasing bandwidth demands.

Redundant Ring, Fast Recovery for Critical Network Applications

The XGS-6311-12X supports redundant ring technology and features strong, rapid self-recovery capability to prevent interruptions and external intrusions. It incorporates advanced ITU-T **G.8032 ERPS** (Ethernet Ring Protection Switching) technology and Spanning Tree Protocol (802.1s MSTP) into customer's network to enhance system reliability and uptime in harsh environments. In a certain simple Ring network, the recovery time could be less than 10ms to quickly bring the network back to normal operation.



Layer 3 Routing Support

The XGS-6311-12X enables the administrator to conveniently boost network efficiency by configuring Layer 3 static routing manually, and the **RIP** or **OSPF** settings automatically. The RIP can employ the hop count as a routing metric and prevent routing loops by implementing a limit on the number of hops allowed in a path from the source to a destination. The OSPF is an interior dynamic routing protocol for autonomous system based on link state. The protocol creates a database for link state by exchanging link states among Layer 3 switches, and then uses the Shortest Path First algorithm to generate a route table based on that database.

Strong Multicast

The XGS-6311-12X supports abundant multicast features. In Layer 2, it features IPv4 IGMPv1/v2/v3 snooping and IPv6 MLD v1/v2 snooping. With Multicast VLAN Register (MVR), multicast receiver/sender control and illegal multicast source detect functions which make the XGS-6311-12X great for any robust networking.

- Port mirroring to monitor the incoming or outgoing traffic on a particular port (many to many)
- Provides port mirror (many-to-1)
- Supports G.8032 ERPS (Ethernet Ring Protection Switching)

Quality of Service

- 8 priority queues on all switch ports
- Support for strict priority and WRR (Weighted Round Robin) CoS policies
- Traffic classification
 - IEEE 802.1p CoS/ToS
 - IPv4/IPv6 DSCP
 - Port-based WRR
- Strict priority and WRR CoS policies

Multicast

- Supports IPv4 IGMP snooping v1, v2 and v3
- Supports IPv6 MLD v1 and v2 snooping
- Querier mode support
- Supports Multicast VLAN Register (MVR)

Security

- IEEE 802.1x port-based network access authentication
- MAC-based network access authentication
- Built-in RADIUS client to cooperate with the RADIUS servers for IPv4 and IPv6
- TACACS+ login users access authentication
- IP-based Access Control List (ACL)
- MAC-based Access Control List
- Supports DHCP snooping
- Supports ARP inspection
- IP Source Guard prevents IP spoofing attacks
- Dynamic ARP Inspection discards ARP packets with invalid MAC address to IP address binding

Management

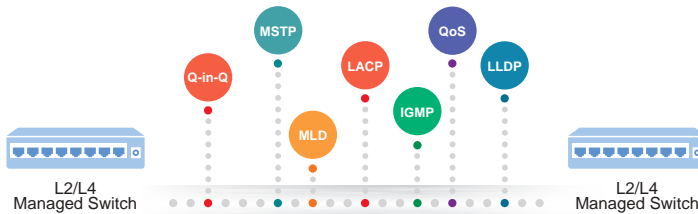
- Management IP for IPv4 and IPv6
- Switch Management Interface
 - Console/Telnet Command Line Interface
 - Web switch management
 - SNMP v1, v2c, and v3 switch management
 - SSH/SSL/TLS secure access
- BOOTP and DHCP for IP address assignment

Full IPv6 Support

The XGS-6311-12X provides **IPv6 management** and enterprise-level secure features such as **SSH, ACL, WRR** and **RADIUS** authentication. It thus helps the enterprises to step in the IPv6 era with the lowest investment. In addition, you don't need to replace the network facilities when the IPv6 FTTx edge network is built.

Robust Layer 2 Features

The XGS-6311-12X can be programmed for basic switch management functions such as port speed configuration, port aggregation, VLAN, Multiple Spanning Tree Protocol, WRR and bandwidth control. This switch provides 802.1Q tagged VLAN, **Q-in-Q**, voice VLAN and GVRP Protocol functions. By supporting port aggregation, the XGS-6311-12X allows the operation of a high-speed trunk combined with multiple ports.



- Firmware upload/download via TFTP or HTTP Protocol for IPv4 and IPv6
- SNTP (Simple Network Time Protocol) for IPv4 and IPv6
- User privilege levels control
- Syslog server for IPv4 and IPv6
- Supports DDM
- Four RMON groups 1, 2, 3, 9 (history, statistics, alarms and events)
- Supports sFlow
- Supports ULDP
- Supports ULPP (Uplink Protection Protocol)
- Supports ULSM (Uplink State Monitor protocol)
- Supports LLDP/LLDP MED
- Supports DHCP Option82/43/60/61/67
- Supports ping, trace route function for IPv4 and IPv6
- PLANET Smart Discovery Utility for deployment management

Excellent Layer 2 to Layer 4 Traffic Control

The XGS-6311-12X is loaded with powerful traffic management and WRR features to enhance services offered by telecoms. The WRR functionalities include wire-speed Layer 4 traffic classifiers and bandwidth limitation which are particularly useful for multi-tenant unit, multi-business unit, Telco, or network service applications. It also empowers the enterprises to take full advantage of the limited network resources and guarantees the best in VoIP and video conferencing transmission.

Powerful Security

The XGS-6311-12X offers comprehensive Layer 2 to Layer 4 **Access Control List (ACL)** for enforcing security to the edge. It can be used to restrict network access by denying packets based on source and destination IP address, TCP/UDP ports or defined typical network applications. Its protection mechanism also comprises 802.1x Port-based user and device authentications, which can be deployed with RADIUS, to ensure the port level security and block illegal users.

Advanced IP Network Protection

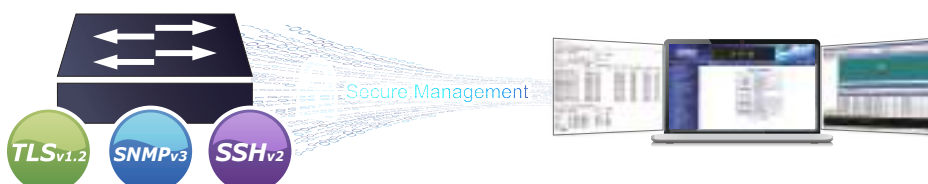
The XGS-6311-12X also provides DHCP Snooping, IP Source Guard and Dynamic ARP Inspection functions to prevent IP snooping from attack and discard ARP packets with invalid MAC address. The network administrators can now construct highly-secure corporate networks with considerably less time and effort than before.

Efficient and Secure Management

For efficient management, the XGS-6311-12X is equipped with console, Web and SNMP management interfaces.

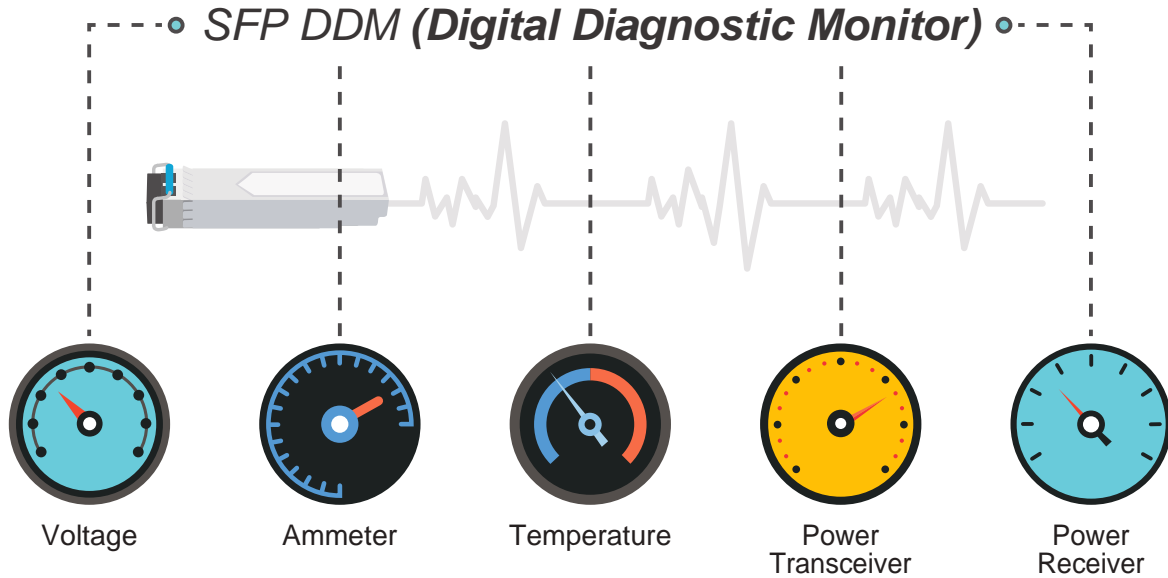
- With the built-in Web-based management interface, the XGS-6311-12X offers an easy-to-use, platform-independent management and configuration facility.
- For text-based management, it can be accessed via Telnet and the console port. For reducing product learning time, the XGS-6311-12X offers Cisco-like command and customer doesn't need to learn new command from these switches
- For standard-based monitor and management software, it offers SNMPv3 connection which encrypts the packet content at each session for secure remote management.

Moreover, the XGS-6311-12X offers secure remote management by supporting SSHv2 and SSLv3 connection which encrypts the packet content at each session.



Intelligent SFP Diagnosis Mechanism

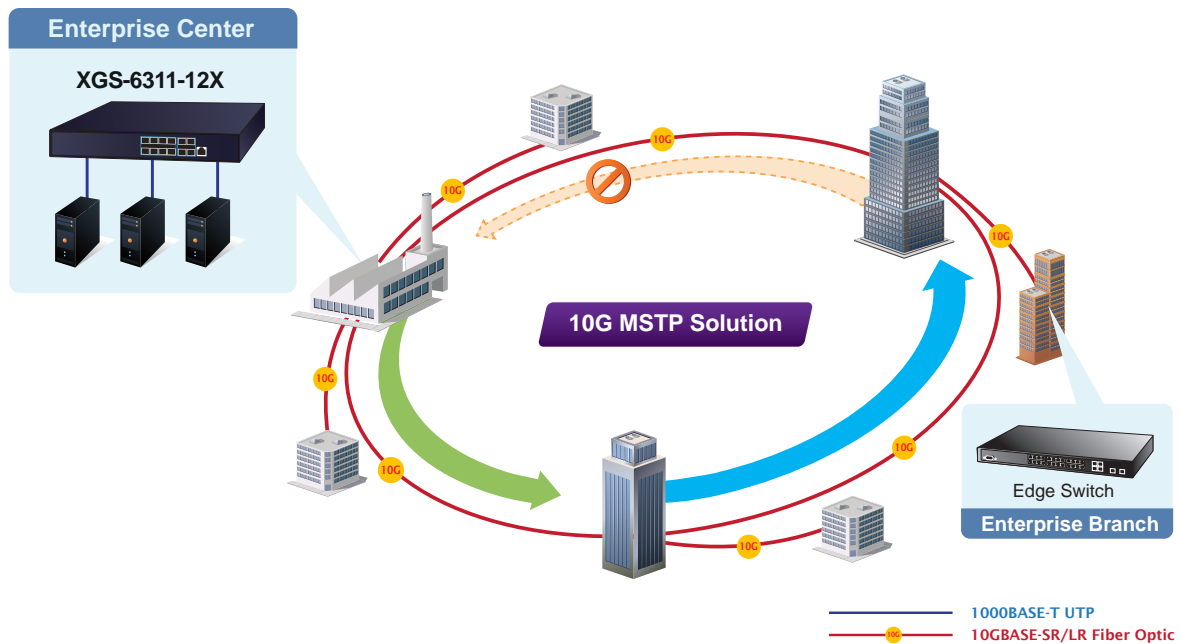
The XGS-6311-12X supports **SFP-DDM (Digital Diagnostic Monitor)** function that greatly helps network administrator to easily monitor real-time parameters of the SFP and SFP+ transceivers, such as optical output power, optical input power, temperature, laser bias current, and transceiver supply voltage.



Applications

High Availability Mesh Networking Solution for Big Data System

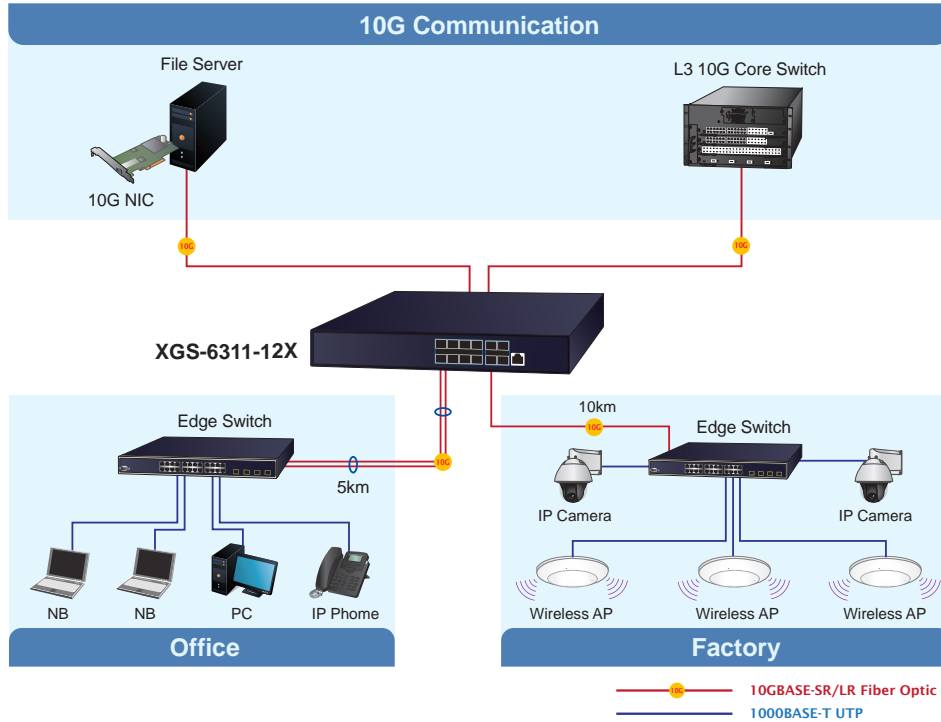
With highly-flexible, highly-extendable and easy-to-install features, the XGS-6311-12X series offers up to **240Gbps** data exchange speed via optical fiber interface and the transmission distance can be extended to 120km. The XGS-6311-12X series features strong, rapid, self-recovery capability to prevent interruptions and external intrusions. It incorporates **IEEE 802.1s MSTP (Multiple Spanning Tree Protocol, spanning tree by VLAN)** into customer's automation network to enhance system reliability and uptime. The XGS-6311-12X is the ideal solution for data centers, service providers and telecoms to build redundant connection and establish high bandwidth for Big Data server farm.



Excellent Solution to Core/Data Center Security and QoS Switch

The XGS-6311-12X series performs 240 Gigabits per second non-blocking switch fabric, so it can easily provide a local 10Gbps high bandwidth Ethernet network for the backbone of your department. With the twelve built-in SFP+ ports, the XGS-6311-12X series provides the uplink to the backbone network through the 10G Ethernet LR/SR SFP+ modules. It further improves the network efficiency and protects the network clients by offering the security and QoS features.

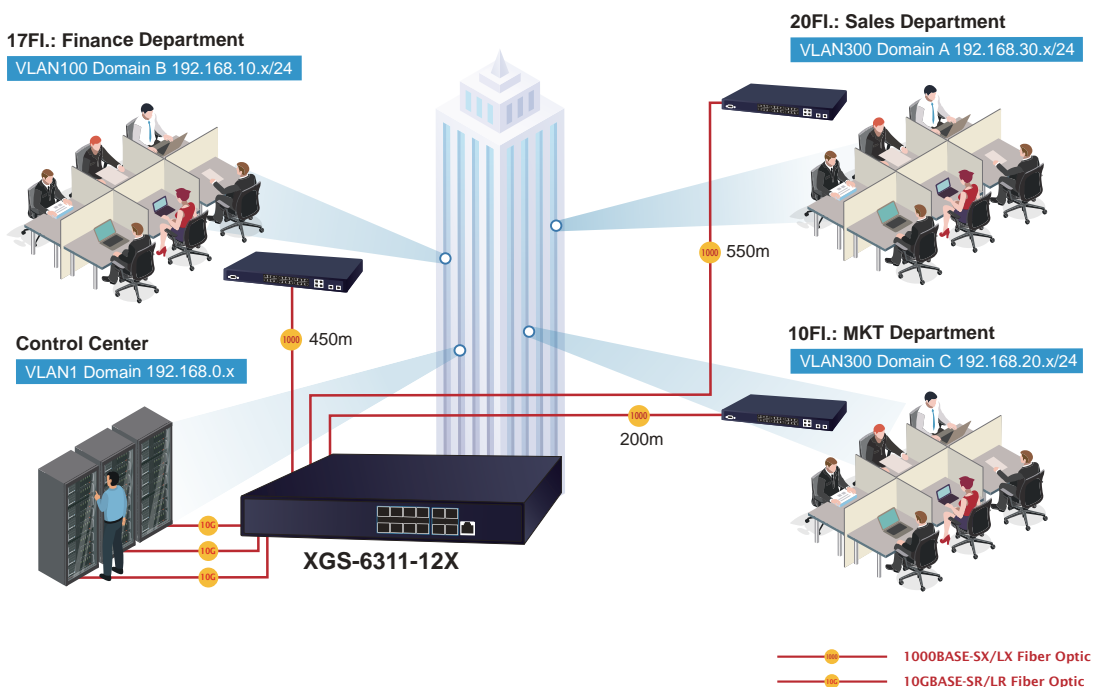
High Performance Server Service



Layer 3 VLAN Routing

With the built-in robust Layer 3 traffic routing protocols, the XGS-6311-12X ensures reliable routing between VLANs and network segments. The routing protocols can be applied via VLAN interface. The XGS-6311-12X is certainly a cost-effective and ideal solution for enterprises.

VLAN Routing + 10G Uplink Applications



Specifications

| | |
|---------------------------------|--|
| Product | XGS-6311-12X |
| Hardware Specifications | |
| SFP+ Slots | 12 10GBASE-SR/LR SFP+ interfaces (port-1 to port-12) Compatible with 1000BASE-SX/LX/BX SFP transceiver |
| Console | 1 x RJ45-to-RS232 serial port (9600, 8, N, 1) |
| CPU | MIPS 800MHz |
| RAM | 512Mbytes |
| Flash Memory | 32Mbytes |
| Dimensions (W x D x H) | 330 x 230 x 43.6 mm, 1U height |
| Weight | 1988g |
| Power Consumption | Max. 16.4 watts/55.9 BTU (Power on without any connection) Max. 30.2 watts/102.9 BTU (Full loading) |
| Power Requirements | AC 100~240V, 50/60Hz |
| Fan | 1 |
| LED | System: PWR (Green), SYS (Green) Ports: 10G LNK/ACT (Green) 1G LNK/ACT (Amber) |
| Switching Specifications | |
| Switch Architecture | Store-and-forward |
| Switch Fabric | 240Gbps/non-blocking |
| Switch Throughput | 178.56Mpps |
| Address Table | 32K MAC address table with auto learning function |
| ARP Table | 8K |
| Routing Table | 12K |
| IP Interface | 1024 |
| ACL Table | 4K |
| Shared Data Buffer | 16MB |
| Flow Control | Back pressure for half duplex IEEE 802.3x pause frame for full duplex |
| Jumbo Frame | 12KB |
| IPv4 Layer 3 Functions | |
| IP Routing Protocol | Static route RIPv1/v2 OSPFv2 |
| Multicast Routing Protocol | IGMP v1/v2/v3 |
| Layer 3 Protocol | ARP ARP Proxy IGMP Proxy |
| IPv6 Layer 3 Functions | |
| Other | ICMPv6,ND,DNSv6 |
| Layer 2 Function | |
| Port Configuration | Port disable/enable Flow control disable/enable Bandwidth control on each port Port loopback detect |
| Port Status | Display each port's speed duplex mode, link status, flow control status and auto negotiation status |
| VLAN | 802.1Q tagged based VLAN, up to 4K VLAN groups 802.1ad Q-in-Q (VLAN stacking) GVRP for VLAN management Private VLAN Edge (PVE) supported Protocol-based VLAN MAC-based VLAN IP subnet VLAN |
| Bandwidth Control | TX/RX/Both |
| Link Aggregation | IEEE 802.3ad LACP/static trunk Supports 64 groups with 8 ports per trunk group |

| | |
|------------------------------|---|
| QoS | <p>8 priority queues on all switch ports</p> <p>Supports strict priority and Weighted Round Robin (WRR) CoS policies</p> <p>Traffic classification:</p> <ul style="list-style-type: none"> - IEEE 802.1p CoS/ToS - IPv4/IPv6 DSCP - Port-based WRR |
| Multicast | <p>IPv4 IGMP v1/v2/v3 snooping</p> <p>IPv4 Querier mode support</p> <p>IPv6 MLD v1/v2 snooping</p> <p>Multicast VLAN Register (MVR)</p> <p>Up to 1024</p> |
| Security Function | |
| Access Control List | <p>Supports Standard and Expanded ACL</p> <p>IP-based ACL/MAC-based ACL</p> <p>Time-based ACL</p> <p>Up to 2K entries</p> |
| Security | <p>Port isolation</p> <p>Supports IP + MAC + port binding</p> <p>Identification and filtering of L2/L3/L4 based ACL</p> <p>Defend against DOS or TCP attacks</p> <p>Suppression of broadcast, multicast and unknown unicast packet</p> <p>DHCP Snooping, DHCP Option 82/43/60/61/67</p> <p>Command line authority control based on user levels</p> |
| AAA | TACACS+ and IPv4/IPv6 over RADIUS |
| Authentication | IEEE 802.1x port-based network access control |
| Management Function | |
| System Configuration | Console, Telnet, Web browser, SNMP v1, v2c |
| Secure Management Interfaces | SSHv2, TLSv1.2, SNMPv3 |
| Management | <p>IPv4 and IPv6 dual stack management</p> <p>User IP security inspection for IPv4/IPv6 SNMP</p> <p>SNMP v1, v2c and v3</p> <p>SNMP MIB and TRAP</p> <p>SNMP RMON 1, 2, 3, 9 four groups</p> <p>IPv4/IPv6 FTP/TFTP</p> <p>IPv4/IPv6 NTP</p> <p>RADIUS authentication for IPv4/IPv6 Telnet user name and password</p> <p>IPv4/IPv6 SSH</p> <p>The right configuration for users to adopt RADIUS server's shell management</p> <p>CLI, console, Telnet</p> <p>Security IP safety net management function: avoid unlawful landing at nonrestrictive area</p> <p>Syslog server for IPv4 and IPv6</p> <p>TACACS+</p> <p>PLANET Smart Discovery Utility</p> |
| SNMP MIBs | <p>RFC 1213 MIB-II</p> <p>RFC 1215 Internet Engineering Task Force</p> <p>RFC 1271 RMON</p> <p>RFC 1354 IP-Forwarding MIB</p> <p>RFC 1493 Bridge MIB</p> <p>RFC 1643 Ether-like MIB</p> <p>RFC 1907 SNMP v2</p> <p>RFC 2011 IP/ICMP MIB</p> <p>RFC 2012 TCP MIB</p> <p>RFC 2013 UDP MIB</p> <p>RFC 2096 IP forward MIB</p> <p>RFC 2233 if MIB</p> <p>RFC 2452 TCP6 MIB</p> <p>RFC 2454 UDP6 MIB</p> <p>RFC 2465 IPv6 MIB</p> <p>RFC 2466 ICMP6 MIB</p> <p>RFC 2573 SNMP v3 notify</p> <p>RFC 2574 SNMP v3 vacm</p> <p>RFC 2674 Bridge MIB Extensions (IEEE 802.1Q MIB)</p> <p>RFC 2674 Bridge MIB Extensions (IEEE 802.1P MIB)</p> |

| Standard Conformance | |
|-----------------------|---|
| Regulatory Compliance | FCC Part 15 Class A, CE |
| Standards Compliance | IEEE 802.3 10BASE-T IEEE 802.3u 100BASE-TX IEEE 802.3z Gigabit 1000BASE-SX/LX IEEE 802.3ab Gigabit 1000BASE-T IEEE 802.3ae 10Gb/s Ethernet IEEE 802.3x flow control and back pressure IEEE 802.3ad port trunk with LACP IEEE 802.1ag CFM IEEE 802.1D Spanning Tree Protocol IEEE 802.1w Rapid Spanning Tree Protocol IEEE 802.1s Multiple Spanning Tree Protocol IEEE 802.1p Class of Service IEEE 802.1Q VLAN tagging IEEE 802.1X port authentication network control IEEE 802.1ab LLDP RFC 768 UDP RFC 783 TFTP RFC 793 TCP RFC 791 IP RFC 792 ICMP RFC 2068 HTTP RFC 1112 IGMP v1 RFC 2236 IGMP v2 RFC 3376 IGMP v3 RFC 2710 MLD v1 FRC 3810 MLD v2 RFC 2328 OSPF v2 RFC 1058 RIP v1 RFC 2453 RIP v2 ITU-T G.8032 ERPS Ring |
| Environments | |
| Operating | Temperature: 0 ~ 50 degrees C Relative Humidity: 5 ~ 90% (non-condensing) |
| Storage | Temperature: -10 ~ 70 degrees C Relative Humidity: 5 ~ 90% (non-condensing) |

Ordering Information

| | |
|--------------|--|
| XGS-6311-12X | Layer 3 12-Port 10GBASE-X SFP+ Managed Ethernet Switch |
|--------------|--|

Related Products

| | |
|-----------------|---|
| XGS-6350-12X8TR | Layer 3 12-Port 10G SFP+ + 8-Port 10/100/1000T Managed Switch with Dual 100~240V AC Redundant Power |
| XGS-6320-12X4TR | Layer 3 12-Port 10GBASE-X SFP+ + 4-Port 10GBASE-T Managed Ethernet Switch with 48V DC Redundant Power |
| XGS-6320-8X8TR | Layer 3 8-Port 10GBASE-X SFP+ + 8-Port 10GBASE-T Managed Ethernet Switch with 48V DC Redundant Power |
| MGS-6320-2T6S2X | L3 2-Port 100/1000T + 2-Port 100/1000X SFP + 4-Port 2.5G SFP + 2-Port 10G SFP+ Metro Ethernet Switch |
| SGS-6310-24T4X | L3 24-Port 10/100/1000T + 4-Port 10G SFP+ Stackable Managed Switch |
| SGS-6310-24P4X | L3 24-Port 10/100/1000T 802.3at PoE + 4-Port 10G SFP+ Stackable Managed Switch |

Available Modules for XGS-6311-12X

10Gigabit Ethernet Transceiver

| | |
|----------|---|
| MTB-LB40 | 1-Port 10GBASE-BX SFP+ Fiber Optic Module - 40km (TX:1330nm RX:1270nm) (-40~85°C) |
| MTB-LA40 | 1-Port 10GBASE-BX SFP+ Fiber Optic Module - 40km (TX:1270nm RX:1330nm) (-40~85°C) |
| MTB-LB20 | 1-Port 10GBASE-BX SFP+ Fiber Optic Module - 20km (TX:1330nm RX:1270nm) (-40~85°C) |
| MTB-LA20 | 1-Port 10GBASE-BX SFP+ Fiber Optic Module - 20km (TX:1270nm RX:1330nm) (-40~85°C) |
| MTB-SR | 1-Port 10GBASE-SR SFP+ Fiber Optic Module - 300m(-40~85°C) |
| MTB-LR | 1-Port 10GBASE-LR SFP+ Fiber Optic Module - 10km(-40~85°C) |
| MTB-LA60 | 1-Port 10GBASE-BX SFP+ Fiber Optic Module - 60km (TX:1270nm RX:1330nm) (-40~85°C) |
| MTB-LB60 | 1-Port 10GBASE-BX SFP+ Fiber Optic Module - 60km (TX:1330nm RX:1270nm) (-40~85°C) |
| MTB-LR40 | 1-Port 10GBASE-LR SFP+ Fiber Optic Module - 40km(-40~85°C) |
| MTB-SR2 | 1-Port 10GBASE-SR SFP+ Fiber Optic Module - 2km(-40~85°C) |
| MTB-LR20 | 1-Port 10GBASE-LR SFP+ Fiber Optic Module - 20km(-40~85°C) |
| MTB-LR60 | 1-Port 10GBASE-LR SFP+ Fiber Optic Module - 60km(-40~85°C) |
| MTB-LR80 | 1-Port 10GBASE-LR SFP+ Fiber Optic Module - 80km(-40~85°C) |

Gigabit Ethernet Transceiver (1000BASE-X SFP)

| | |
|-----------|--|
| MGB-GT | SFP-Port 1000BASE-T Module(-40~85°C) |
| MGB-LX | SFP-Port 1000BASE-LX mini-GBIC module - 20km(-40~85°C) |
| MGB-SX | SFP-Port 1000BASE-SX mini-GBIC module - 550m(-40~85°C) |
| MGB-SX2 | SFP-Port 1000BASE-SX mini-GBIC module - 2km(-40~85°C) |
| MGB-L40 | SFP-Port 1000BASE-LX mini-GBIC module - 40km(-40~85°C) |
| MGB-L80 | SFP-Port 1000BASE-LX mini-GBIC module - 80km(-40~85°C) |
| MGB-LA10 | SFP-Port 1000BASE-BX (WDM, TX:1310nm) mini-GBIC module - 10km(-40~85°C) |
| MGB-LB10 | SFP-Port 1000BASE-BX (WDM, TX:1550nm) mini-GBIC module - 10km(-40~85°C) |
| MGB-LA20 | SFP-Port 1000BASE-BX (WDM, TX:1310nm) mini-GBIC module - 20km(-40~85°C) |
| MGB-LB20 | SFP-Port 1000BASE-BX (WDM, TX:1550nm) mini-GBIC module - 20km(-40~85°C) |
| MGB-LA40 | SFP-Port 1000BASE-BX (WDM, TX:1310nm) mini-GBIC module - 40km(-40~85°C) |
| MGB-LB40 | SFP-Port 1000BASE-BX (WDM, TX:1550nm) mini-GBIC module - 40km(-40~85°C) |
| MGB-LA80 | SFP-Port 1000BASE-BX (WDM, TX:1490nm) mini-GBIC module - 80km(-40~85°C) |
| MGB-LB80 | SFP-Port 1000BASE-BX (WDM, TX:1550nm) mini-GBIC module - 80km(-40~85°C) |
| MGB-LA120 | SFP-Port 1000BASE-BX (WDM, TX:1490nm) mini-GBIC module - 120km(-40~85°C) |
| MGB-LB120 | SFP-Port 1000BASE-BX (WDM, TX:1550nm) mini-GBIC module - 20km(-40~85°C) |