

ACTI CORPORATION

7F., No.1, Alley 20, Lane 407, Sec. 2, Tiding Blvd., Neihu District, Taipei 114, Taiwan, R.O.C.

TEST REPORT

SCOPE OF WORKs

External Mechanical Impacts (IK 10)

REPORT NUMBER

240400069TPE-001

ISSUE DATE

18-April-2024

SAMPLE RECEIVED DATE

11-April-2024

TEST DATE

12-April-2024


PAGES

5

DOCUMENT CONTROL NUMBER

GFT-OP-10h (03-Oct-2023)

© 2024 INTERTEK





Total Quality. Assured.

Intertek Testing Services Taiwan
Ltd., 5F, No. 423 Ruiguang Rd.,
Neihu Dist., Taipei 11492,
Taiwan

TEST REPORT FOR ACTI CORPORATION

Report No.: 240400069TPE-001

Date: April, 18, 2024

Telephone: +886 2 66022888
www.intertek-twn.com

PRODUCT / MODEL

Zoom Bullet with D/N / Z412

SERIES NO.

Z413

OBJECTIVE

Observe the sample and record for any different during and after the test.

Reviewed by:

Ben Wu

Tested by:

Scott Bai

This report is for the exclusive use of Intertek's Client and is provided pursuant to the agreement between Intertek and its Client. Intertek's responsibility and liability are limited to the terms and conditions of the agreement. Intertek assumes no liability to any party, other than to the Client in accordance with the agreement, for any loss, expense or damage occasioned by the use of this report. Only the Client is authorized to permit copying or distribution of this report and then only in its entirety. Any use of the Intertek name or one of its marks for the sale or advertisement of the tested material, product or service must first be approved in writing by Intertek. The observations and test results in this report are relevant only to the sample tested. This report by itself does not imply that the material, product, or service is or has ever been under an Intertek certification program.

SECTION 1

INDEX

SECTION NAMES	PAGE
Objective	3
Parameters	3
Sample Acquisition	3
Data Sheet	4

SECTION 2

OBJECTIVE

External Mechanical Impacts Test – With reference to IEC 62262.

SECTION 3

PARAMETERS

Please note that the test results with statement of conformity, the decision rules which are based on:
 Safety Testing: the specification, standard or IEC Guide 115.
 Other Testing: the specification, standard and not taking into account the measurement uncertainty.

The following parameters are controlled

VALUE	UNITS	METHOD
Height	mm	IK Tester

SECTION 4

SAMPLE ACQUISITION

Provided by the applicant.

Testing was conducted at:

Intertek Testing Services Taiwan Ltd., 12F, No. 423 Ruiguang Rd., Neihu Dist., Taipei 11492, Taiwan

Date: April, 18, 2024

SECTION 5

External Mechanical Impacts Test – DATA SHEET

Laboratory Ambiance Condition:


Temperature : 15 ~ 35 °C

Humidity : 25 ~ 75 %RH


Peripheral Setup Diagram:

-Sample size: 1 unit

-Sample photo before the test:



-Setup photo:



Test Condition:

-Non operation test

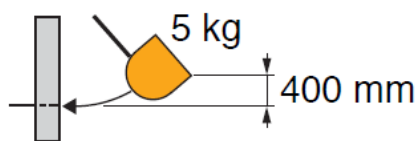
-Test energy: 20.0 joules

-Equivalent mass: 5.0 kg

-Fall height: 400 mm

-Number of impacts: 1 times/point

(IK10)



Date: April, 18, 2024

-Test point:



Test Procedures:

- Check the sample's appearance before the test.
- Install the sample on testing table and set up testing condition.
- After testing, take off sample from table and put it in the storage area.
- Observe the sample and record for any visible change after testing.

Summary:

- No visible damage was found on sample appearance after the test.
- Sample photo after the test:

